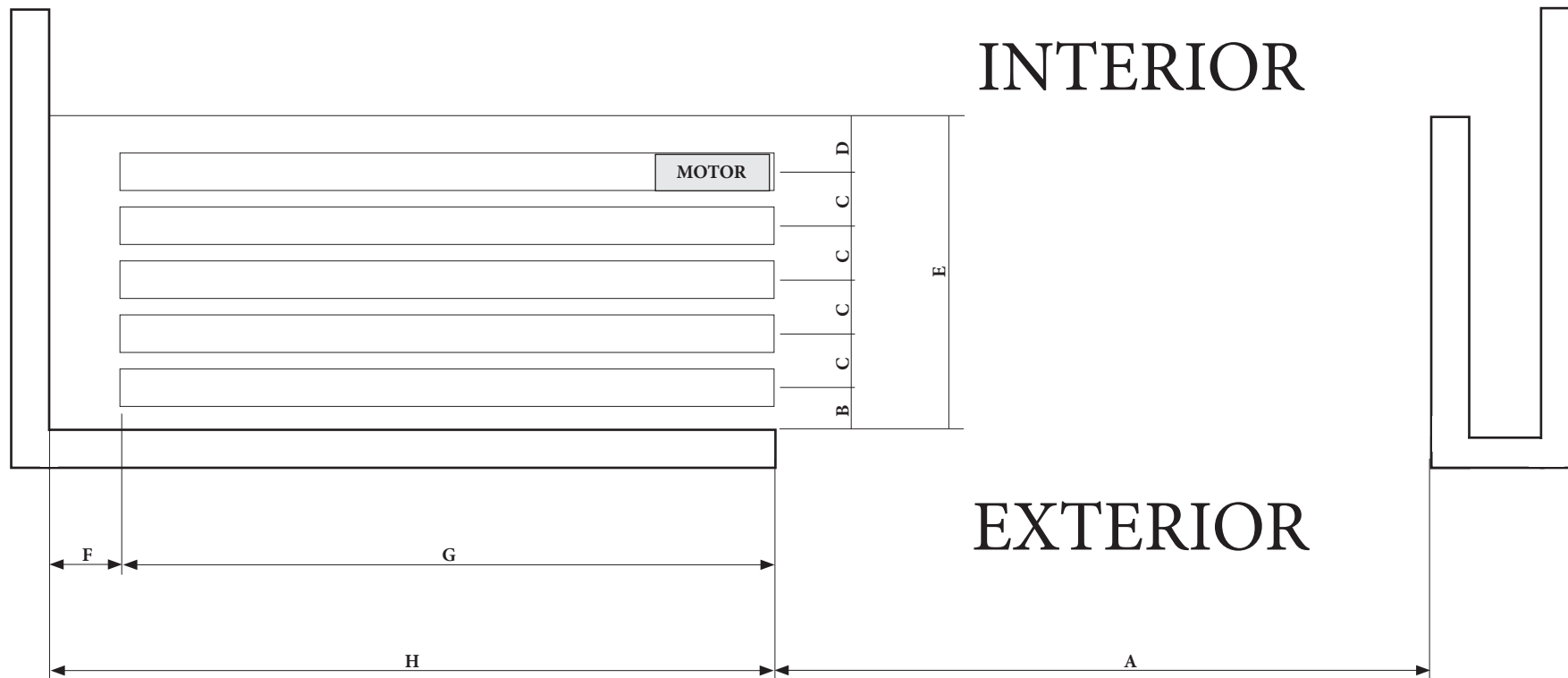


# HORIZONTAL ROLLING DOOR DRAWING



<b>A</b>	<b>CLEAR OPENING WIDTH</b> (refer to AeroDoor quote)
<b>B</b>	<b>10.5 inches</b>
<b>C</b>	<b>15.5 inches</b>
<b>D</b>	<b>9 inches</b>
<b>E</b>	<b>81.5 inches</b>
<b>F</b>	<b>18 inches</b>
<b>G</b>	<b>(A) ÷ Number of door leaves</b>
<b>H</b>	<b>CLEAR OPENING HEIGHT</b> (refer to AeroDoor quote)

THESE DIMENSIONS ARE PRELIMINARY AND NOT FOR CONSTRUCTION OR ERECTION PURPOSES.  
 DIMENSIONS ACCOUNT FOR A 1.5" EXTERIOR PROFILE THICKNESS.  
 LEARN MORE AT [WWW.AERO-DOOR.COM/ARCHITECTS](http://WWW.AERO-DOOR.COM/ARCHITECTS)

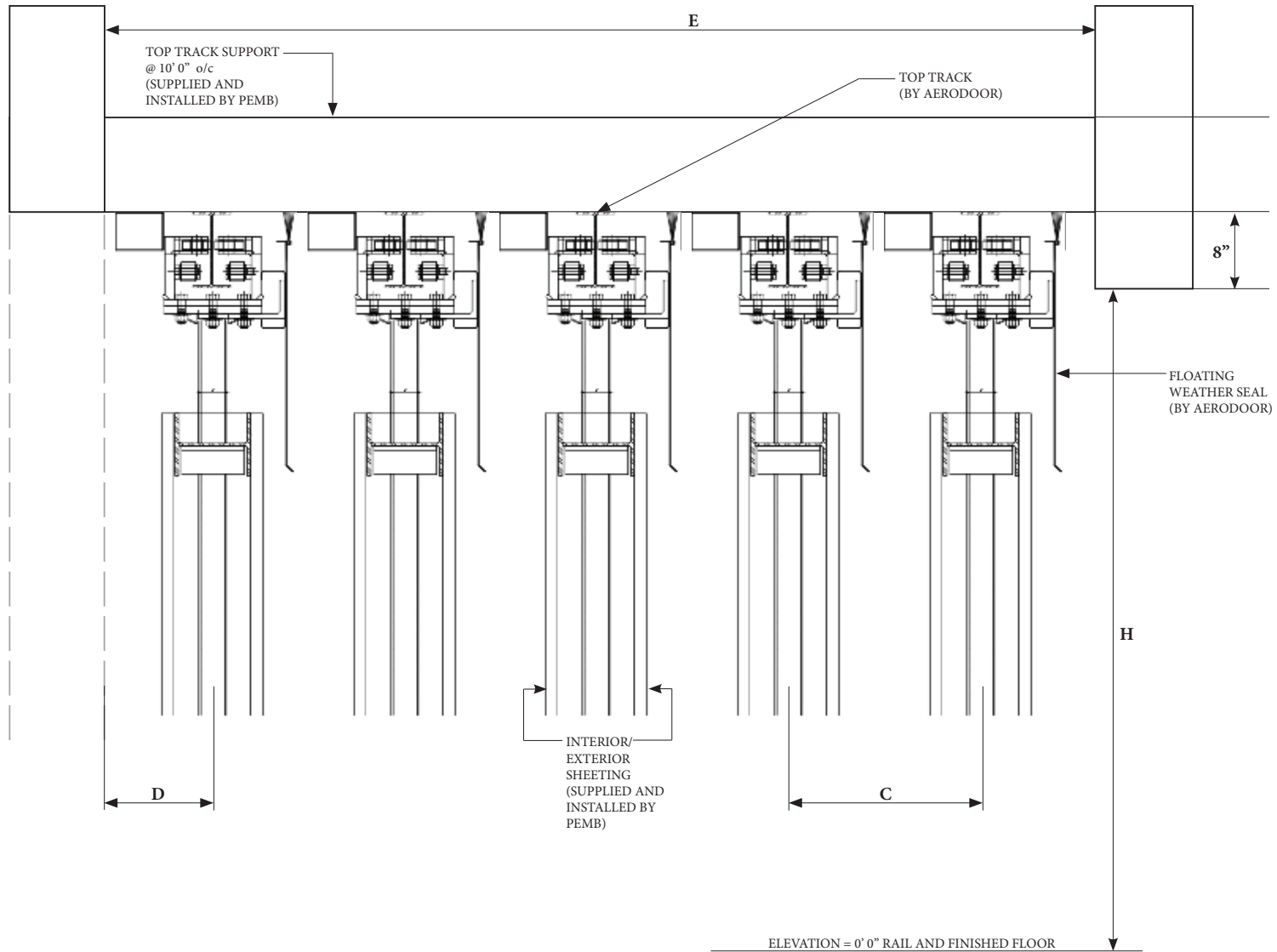
**OPEN DOOR LAYOUT - PLAN VIEW**  
**5 LEAF, UNIDIRECTIONAL CONFIGURATION.**

THESE DRAWINGS ARE PRELIMINARY AND NOT FOR CONSTRUCTION OR ERECTION PURPOSES.

 **WWW.AERO-DOOR.COM**  
**TOLL FREE 866.226.3667**

PAGE 1 OF 3      ISSUE DATE:      DRAWN BY:

INTERIOR



EXTERIOR

VISIT [WWW.AERO-DOOR.COM/ARCHITECTS](http://WWW.AERO-DOOR.COM/ARCHITECTS) FOR SO MUCH MORE ON INTEGRATING A HORIZONTAL ROLLING DOOR INTO YOUR NEXT PROJECT.

SPECIFICATIONS · ANIMATIONS · KEY FACTORS · PHOTOS

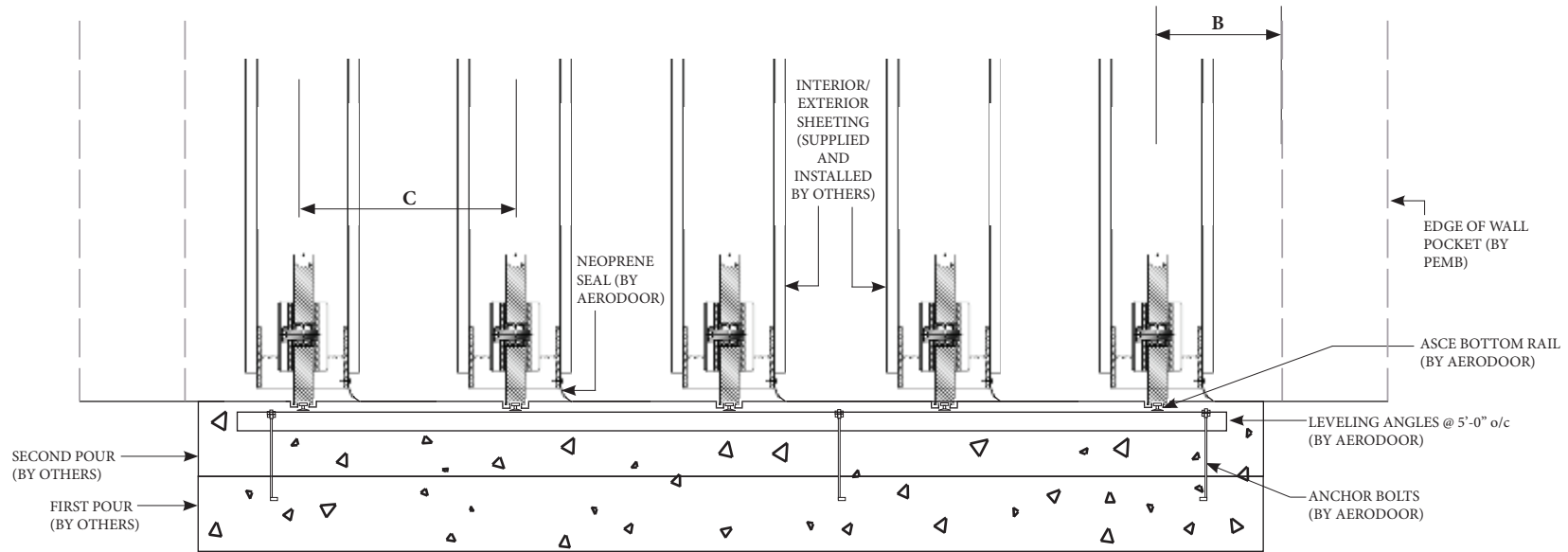
**TOP GUIDE RAIL - SECTION VIEW**  
**5 LEAF HORIZONTAL ROLLING DOOR**

THESE DRAWINGS ARE PRELIMINARY AND NOT FOR CONSTRUCTION OR ERECTION PURPOSES.

[WWW.AERO-DOOR.COM](http://WWW.AERO-DOOR.COM)  
 TOLL FREE 866.226.3667

PAGE 2 OF 3      ISSUE DATE:      DRAWN BY:

INTERIOR



EXTERIOR

**BOTTOM RAIL - SECTION VIEW  
5 LEAF HORIZONTAL ROLLING DOOR**

THESE DRAWINGS ARE PRELIMINARY AND NOT FOR CONSTRUCTION OR ERECTION PURPOSES.



WWW.AERO-DOOR.COM  
TOLL FREE 866.226.3667

PAGE 3 OF 3

ISSUE DATE:

DRAWN BY:



VISIT [WWW.AERO-DOOR.COM/ARCHITECTS](http://WWW.AERO-DOOR.COM/ARCHITECTS) FOR SO MUCH MORE ON INTEGRATING A HORIZONTAL ROLLING DOOR INTO YOUR NEXT PROJECT.

SPECIFICATIONS · ANIMATIONS · KEY FACTORS · PHOTOS