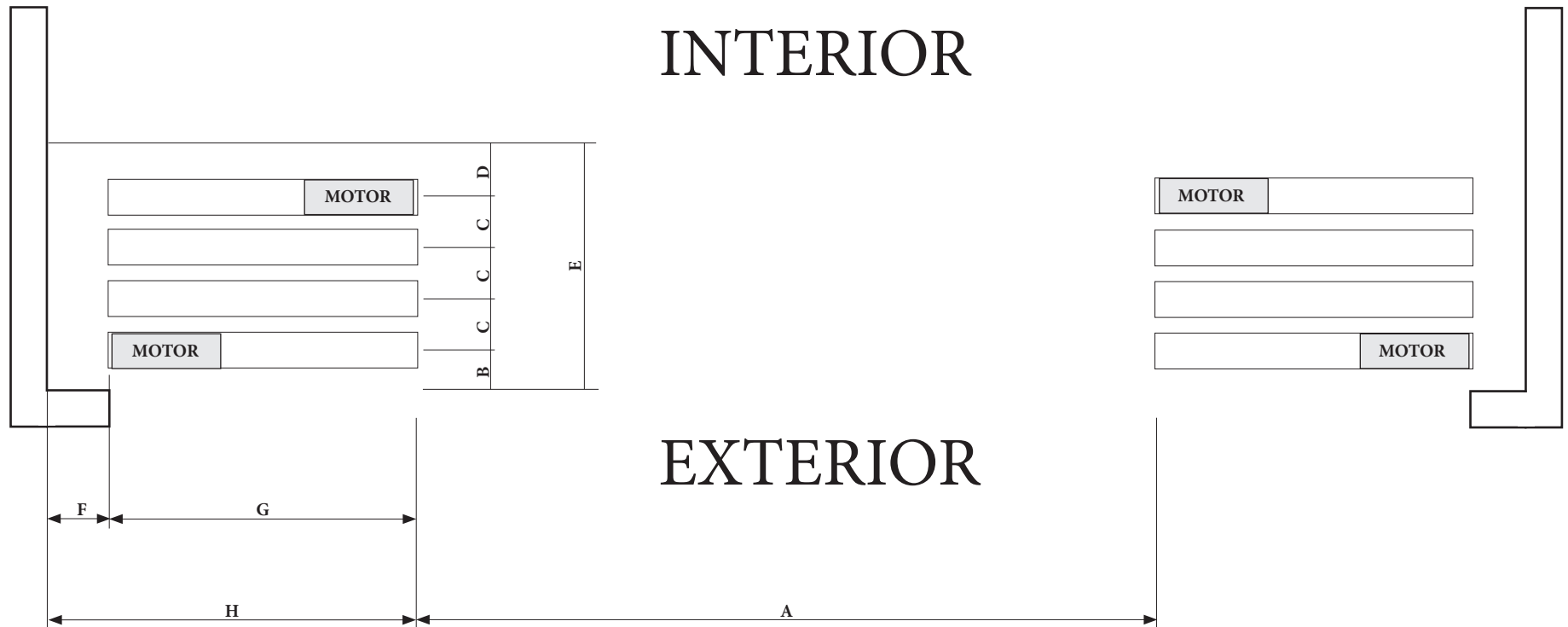


HORIZONTAL ROLLING DOOR DRAWING



A	CLEAR OPENING WIDTH (refer to AeroDoor quote)
B	10.5 inches
C	15.5 inches
D	9 inches
E	66 inches
F	18 inches
G	(A) ÷ Number of door leaves
H	CLEAR OPENING HEIGHT (refer to AeroDoor quote)

THESE DIMENSIONS ARE PRELIMINARY AND NOT FOR CONSTRUCTION OR ERECTION PURPOSES.
 DIMENSIONS ACCOUNT FOR A 1.5" EXTERIOR PROFILE THICKNESS.
 LEARN MORE AT WWW.AERO-DOOR.COM/ARCHITECTS

OPEN DOOR LAYOUT - PLAN VIEW
8 LEAF. FLOATING GROUP CONFIGURATION. (2 GROUPS)

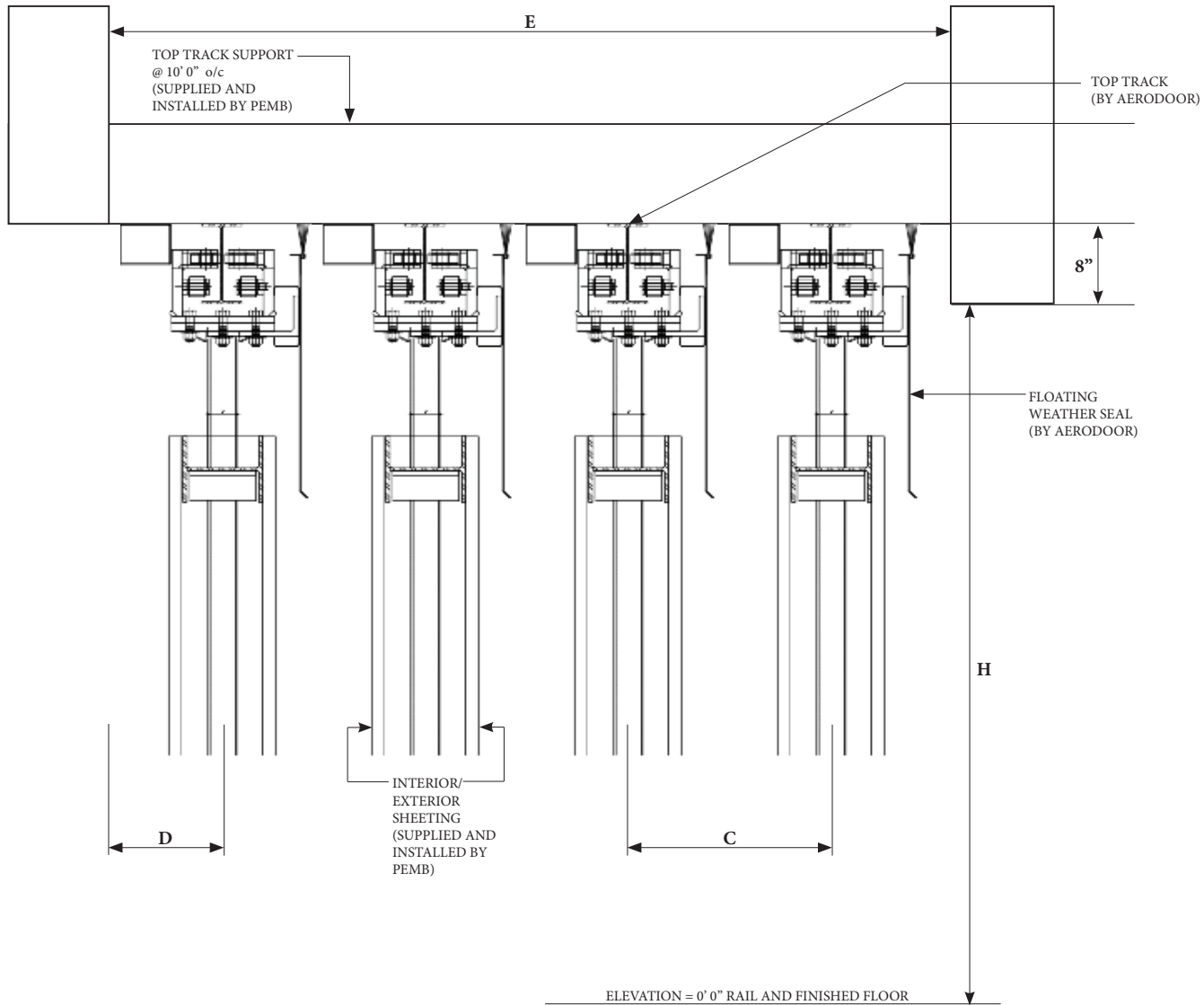
THESE DRAWINGS ARE PRELIMINARY AND NOT FOR CONSTRUCTION OR ERECTION PURPOSES.



WWW.AERO-DOOR.COM
 TOLL FREE 866.226.3667

PAGE 1 OF 3 ISSUE DATE: DRAWN BY:

INTERIOR



EXTERIOR

TOP GUIDE RAIL - SECTION VIEW 8 LEAF HORIZONTAL ROLLING DOOR

THESE DRAWINGS ARE PRELIMINARY AND NOT FOR CONSTRUCTION OR ERECTION PURPOSES.



WWW.AERO-DOOR.COM
TOLL FREE 866.226.3667

PAGE 2 OF 3

ISSUE DATE:

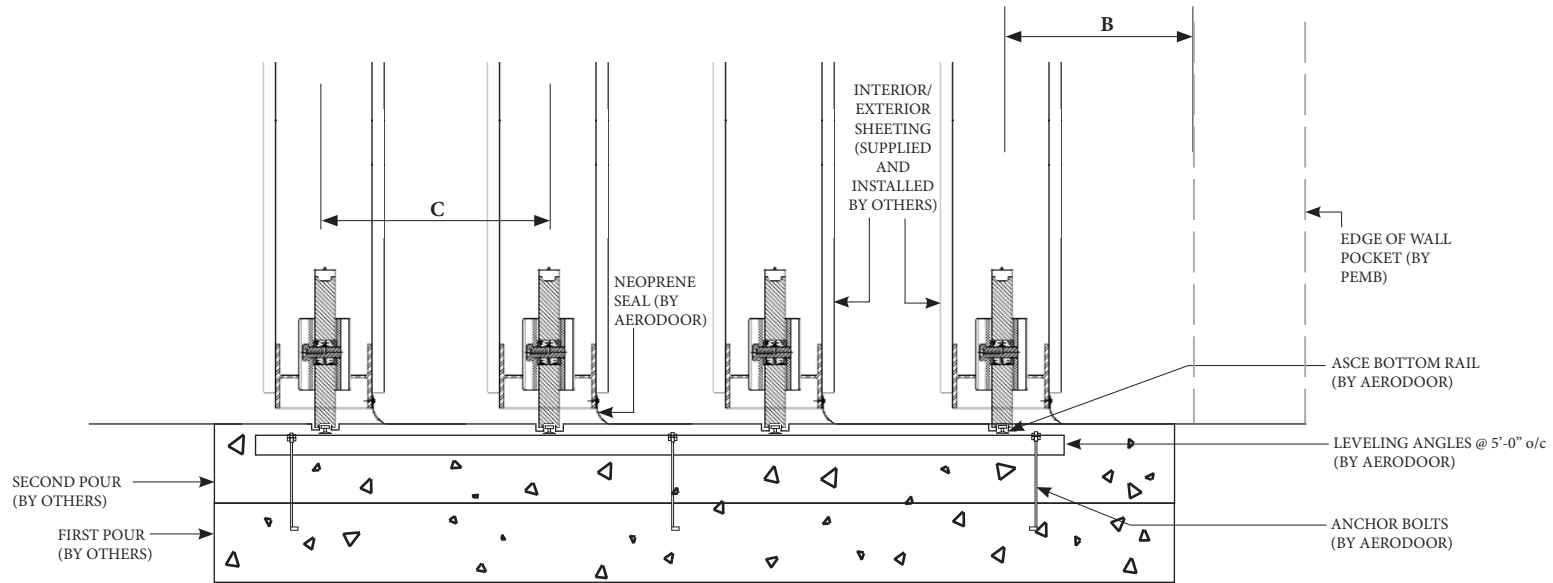
DRAWN BY:



VISIT WWW.AERO-DOOR.COM/ARCHITECTS FOR SO MUCH MORE ON
INTEGRATING A HORIZONTAL ROLLING DOOR INTO YOUR NEXT PROJECT.

SPECIFICATIONS · ANIMATIONS · KEY FACTORS · PHOTOS

INTERIOR



EXTERIOR

BOTTOM RAIL - SECTION VIEW 8 LEAF HORIZONTAL ROLLING DOOR

THESE DRAWINGS ARE PRELIMINARY AND NOT FOR CONSTRUCTION OR ERECTION PURPOSES.



WWW.AERO-DOOR.COM
TOLL FREE 866.226.3667

PAGE 3 OF 3

ISSUE DATE:

DRAWN BY:



VISIT WWW.AERO-DOOR.COM/ARCHITECTS FOR SO MUCH MORE ON
INTEGRATING A HORIZONTAL ROLLING DOOR INTO YOUR NEXT PROJECT.

SPECIFICATIONS · ANIMATIONS · KEY FACTORS · PHOTOS